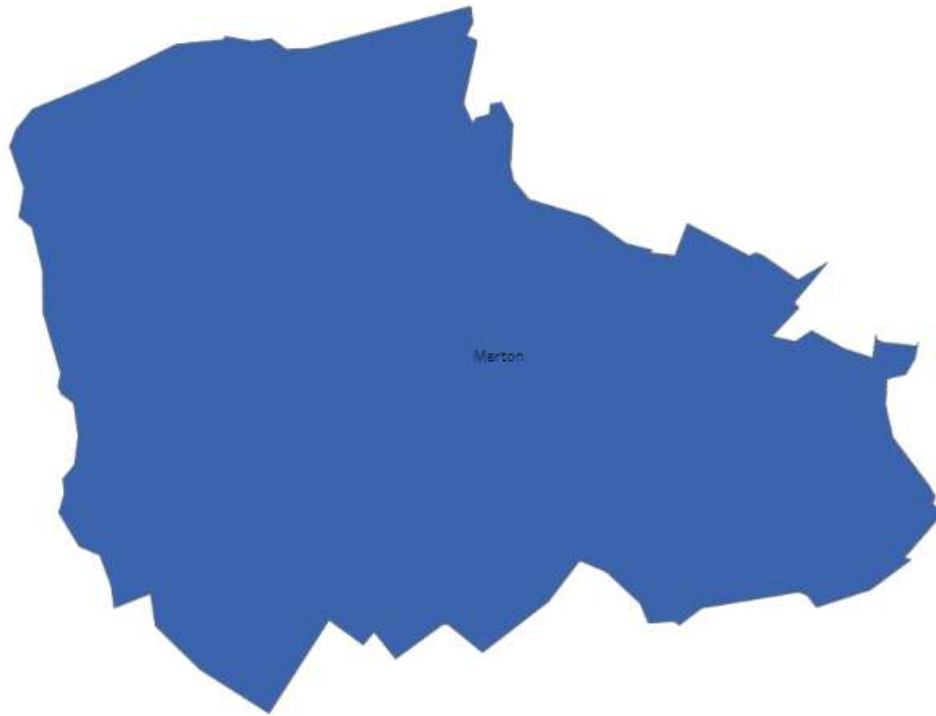


Merton Crime Pack



SW BCU Senior Leadership Team

SW BCU | Senior Leadership Team
June/July 2023



BCU Commander
Clair Kelland
Detective Chief Superintendent

PC Charlie Wiggins & PC Lee Regan
Staff Officer to the BCU Commander

Jess Perkins & Catherine Pintus
MOI SLT Support

MOI Service Delivery
Manager
Thomas Edwards

MO4 Forensic Manager
Jonathan Richards

Neighbourhoods
Wandsworth



David Dennister
Superintendent

PC George Sackley
SNT Staff Officer

Neighbourhoods
Merton



Luke Mooney
Superintendent

PC Danielle Fletcher
SNT Staff Officer

Neighbourhoods
Kingston



Josh Laughton
Superintendent

PC Ana Saviana
SNT Staff Officer

Neighbourhoods
Richmond



Roger Arditti
Superintendent

A/PS Olga Simalla
SNT Staff Officer



Barrie Capper
Chief Inspector



Chris Scammell
Chief Inspector

Emergency
Response



Wayne Matthews
Superintendent



Andy Starr
Chief Inspector



Rich Lloyd Ablitt
Chief Inspector

BCU
Headquarters



Steve Lemon
Superintendent

PC Hollie Barden
HG Staff Officer



David Lee
Chief Inspector



Mark Woodward
Chief Inspector

Local
Investigations



Daniel O'Sullivan
Detective Superintendent

PC Emma White
LI Staff Officer



Trevor Struthers
Detective Chief Inspector



Stuart McNaughton
A/Detective Chief Inspector

Public
Protection



Ian Cameron
Detective Superintendent



Clive Vale
Detective Chief Inspector



Amanda Prince
Detective Chief Inspector



Lesley Stewart
Detective Chief Inspector

Career
Development



Jacqui Davis
Chief Inspector



**METROPOLITAN
POLICE**

Page 6

Total Notifiable Offences MPS Comparison

TNO's include:

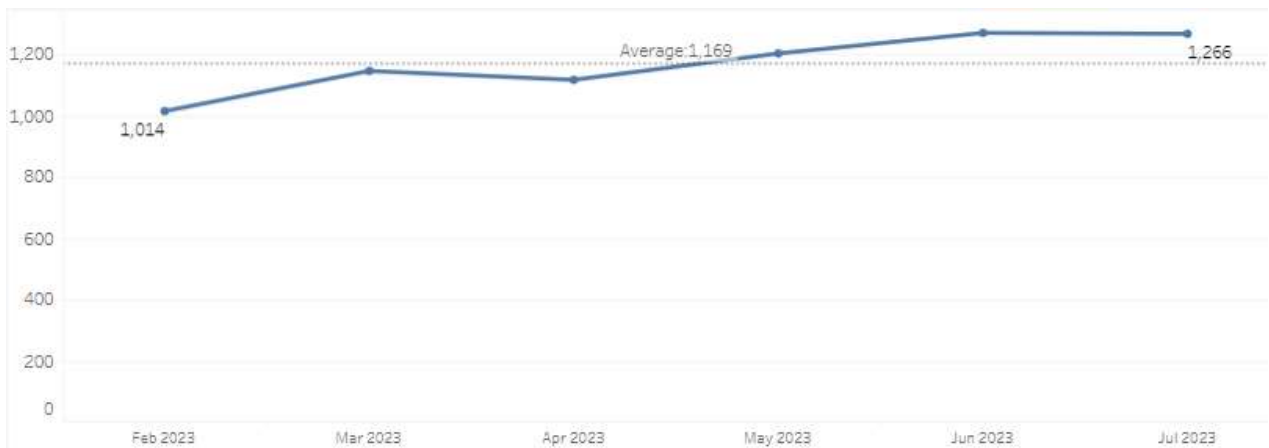
- Violence Against the Person
- Theft
- Vehicle Offences
- Arson and Criminal Damage
- Public Order Offences
- Burglary
- Robbery
- Sexual Offences
- Drug Offences
- Miscellaneous Crimes against society
- Possession of Weapons
- Historical Fraud and Forgery

MPS February 2022 to July 2022 TNO Total = 433,161

MPS February 2023 to July 2023 TNO Total = 460,875

Merton February 2022 to June 2022 TNO= 7,136

Merton February 2023 to July 2023 TNO= 7,012



Total Robbery Offences MPS Comparison

| | Jan | Feb | Mar | Apr | May | Jun | Total |
|-----------|-------|-------|-------|-------|-------|-------|----------------|
| Merton 22 | 25 | 36 | 43 | 35 | 43 | 43 | Total – 225 |
| Merton 23 | 39 | 34 | 40 | 30 | 51 | 49 | Total –243 |
| MPS 2022 | 2,089 | 1,980 | 2,080 | 1,935 | 2,463 | 2,411 | Total – 12,958 |
| MPS 2023 | 2,665 | 2,708 | 2,711 | 2,583 | 2,881 | 2,868 | Total – 16,416 |

This data shows the comparison between January 2022- June 2022 and January 2023-June 2023

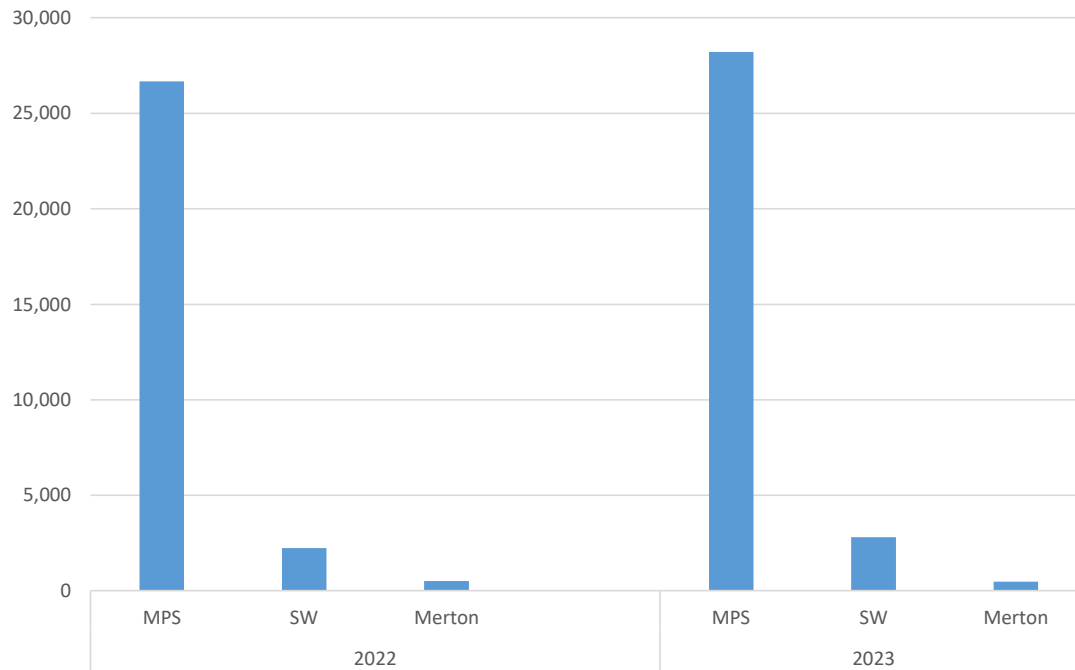
Page 8

MPS wide we have seen an overall increase in Robbery offences which has spilled into the Merton borough.



Total Burglary Offences MPS Comparison

Burglary Comparison 2022-2023



MPS offences January 22 - June 22 – **26,675**
MPS offences January 23 – June 23 – **28,227**

SW BCU offences January 22 – June 23- **2,233**
SW BCU offences January 23- June 23 – **2,797**

Merton offences January 22 – June 23 - **505**
Merton January 23-June 23 - **472**

Although there has been an MPS and SW wide increase in burglaries Merton has seen a decrease

12 months (ending June 2023)
compared to previous 12 months (ending June 2022):

▼9.2%

Knife Crime

January 2022- June 2022

Merton saw 138 knife enabled crimes

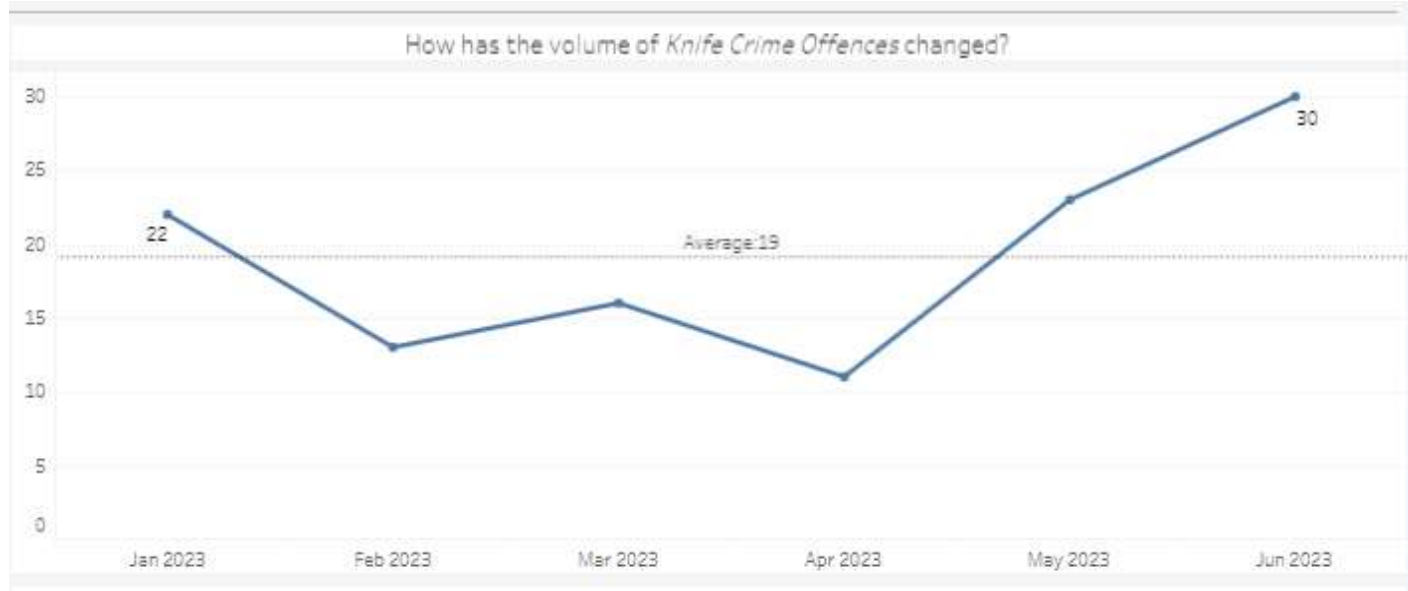
January 2023- June 2023

Merton saw 115 knife enabled crimes

Increases

The biggest **rise** in knife crimes was between April 23 and May 23

The month with the **highest** number of knife crimes in Merton was June 2023



June 2023 compared to
May 2023:

▲ 30.4%



METROPOLITAN
POLICE

Theft from Motor Vehicle

Merton: January 2023-June 2023

Offence Count:

445

Offences per 1,000 pop.

2.2

12 months (ending June 2023)
compared to previous 12 months (ending June
2022):

▲0.9%

June 2023 compared to May 2023:

▲2.7%

Overall there has been a decrease in thefts from motor vehicles between January and June 23 compared to January – June 22 in Merton.

Merton: January 2022-June 2022

Offence Count:

458

Offences per 1,000 pop.

2.2

12 months (ending June 2022)
compared to previous 12 months (ending June
2021):

▼5.4%

June 2022 compared to May 2022:

▲4.4%



**METROPOLITAN
POLICE**

Theft or Taking of a Motor Vehicle

Merton: January 2023-June 2023

Offence Count:

239

Offences per 1,000 pop.

1.2

12 months (ending June 2023)
compared to previous 12 months (ending June
2022):

▼7.7%

June 2023 compared to May 2023:

▼4.8%

Overall there has been a decrease in thefts or taking of motor vehicles between January and June 23 compared to January – June 22 in Merton.

Merton: January 2022-June 2022

Offence Count:

349

Offences per 1,000 pop.

1.7

12 months (ending June 2022)
compared to previous 12 months (ending June
2021):

▲42.9%

June 2022 compared to May 2022:

▲8.1%



**METROPOLITAN
POLICE**

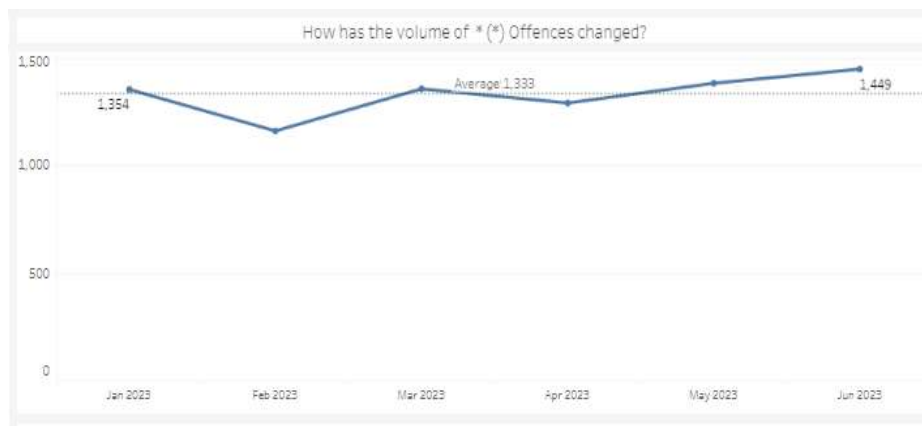
Merton Stats Overview

February 2022 to July 2022

Stop and Search
volume:
1,566
410 were
positive

February 2023 – June 2023

TNO's
7,012



| Merton | I calls | In target | % in target |
|--------|---------|-----------|-------------|
| 2023 | 3146 | 2529 | 80.4% |
| 2022 | 3379 | 2713 | 80.3% |

Data covers Jan-Jun

| MPS | I calls | In target | % in target |
|------|---------|-----------|-------------|
| 2023 | 189927 | 152896 | 80.5% |
| 2022 | 192978 | 156520 | 81.1% |

Data covers Jan-Jun

February 2023 to July 2023

Stop and Search
volume:
931
271 were
positive

Total Merton TNO's over financial year
Apr 2021/Apr 2022 – 14,424

Total Merton TNO's over financial year
Apr 2022/ Apr 2023 – 15,073

This page is intentionally left blank